

KB 160123

How to Test an OTP in IDENTIKEY Authentication Server without an Authentication Client.

Creation date: 23/06/2017

Last Review: 23/06/2017

Revision number: 2

Document type: How To

Security status: EXTERNAL

Summary

When you are troubleshooting an authentication in IAS it is nice to be able to remove a few variables such as firewall and network issues. IAS has a Test OTP feature that allows you to verify the OTP (One Time Password) directly.

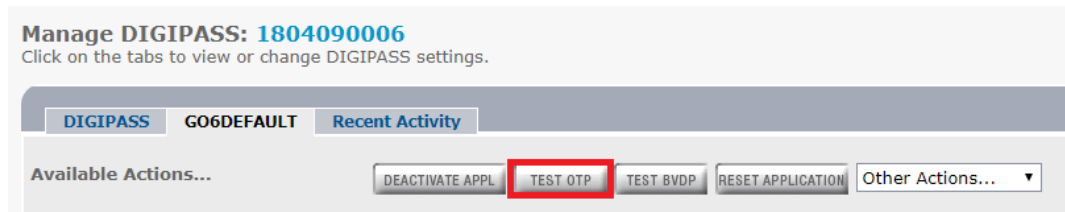
Details

Test OTP on IAS with an ODBC Datastore

1. Log into the IAS Webadmin by navigating your browser to <https://ip-address:8443>
2. Locate and click on your DIGIPASS Serial Number



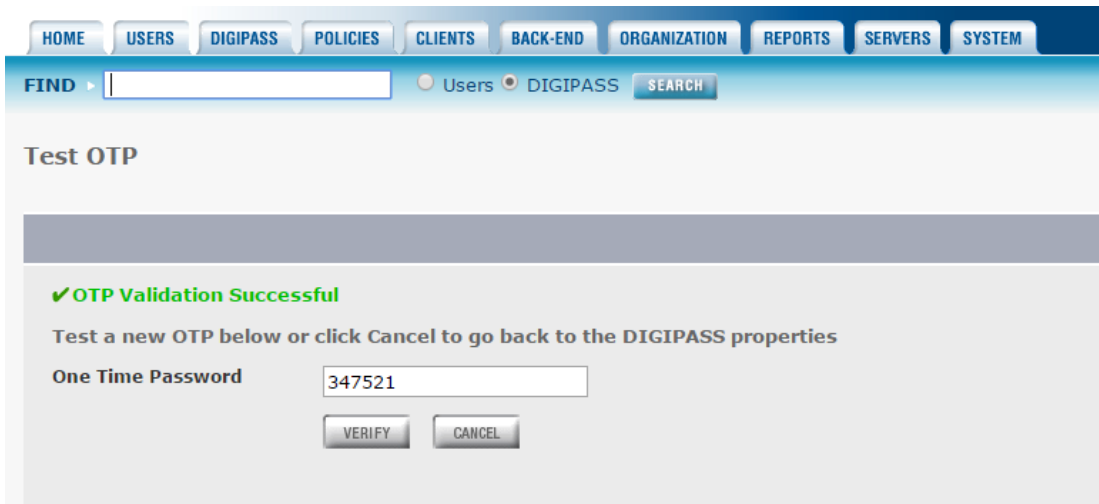
3. Click on the DIGIPASS Application section of the DIGIPASS. Depending on the type of DIGIPASS you have, there may be several sections. In this example you will notice the DIGIPASS Application section is called GO6Default.
4. Click on the Test OTP button



5. Enter the OTP (One Time Password) from your DIGIPASS and click the Verify button.



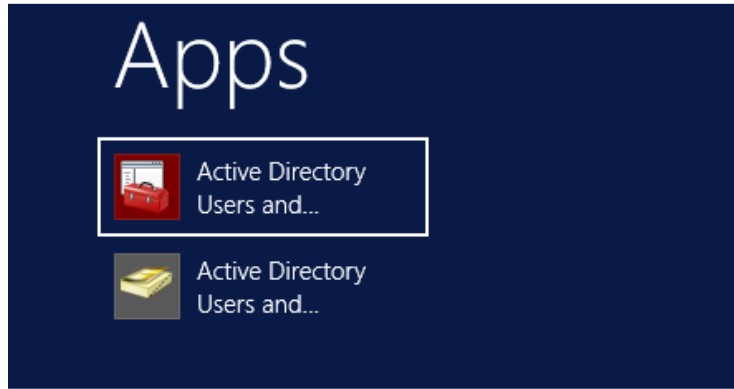
The screenshot shows the VASCO DIGIPASS interface. At the top, there is a navigation menu with tabs: HOME, USERS, DIGIPASS, POLICIES, CLIENTS, BACK-END, ORGANIZATION, REPORTS, SERVERS, and SYSTEM. Below the menu is a search bar with the text 'FIND' and a search button. The main content area is titled 'Test OTP'. Below the title, there is a message: 'Please fill in the One Time Password generated by your DIGIPASS, then click Verify.' Below this message is a text input field labeled 'One Time Password' containing the value '347521'. Below the input field are two buttons: 'VERIFY' and 'CANCEL'. The 'VERIFY' button is highlighted with a red rectangular box.



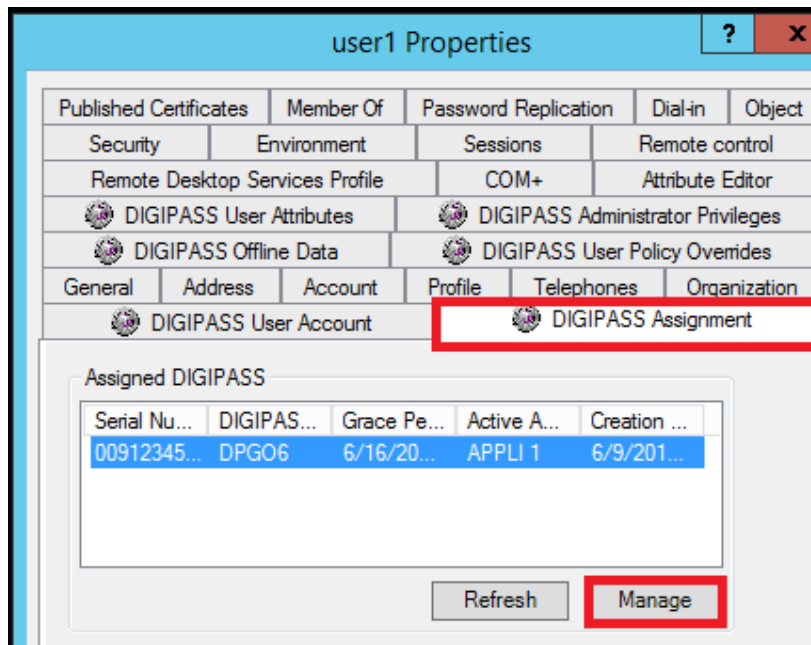
The screenshot shows the VASCO DIGIPASS interface after successful validation. The navigation menu and search bar are the same as in the previous screenshot. The main content area is titled 'Test OTP'. Below the title, there is a green checkmark icon followed by the text 'OTP Validation Successful'. Below this message is another message: 'Test a new OTP below or click Cancel to go back to the DIGIPASS properties'. Below this message is a text input field labeled 'One Time Password' containing the value '347521'. Below the input field are two buttons: 'VERIFY' and 'CANCEL'.

Test OTP on IAS with an Active Directory Datastore

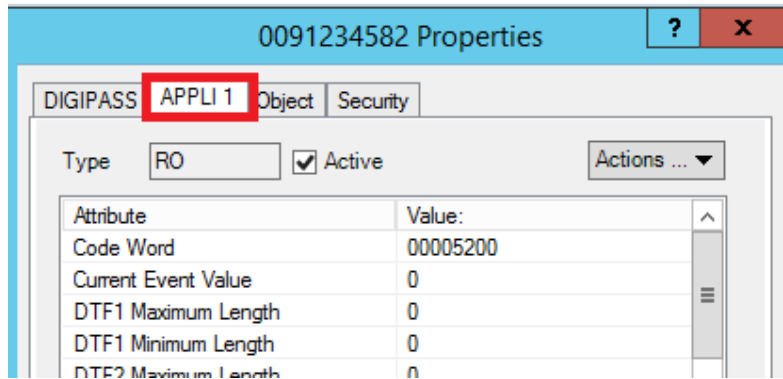
1. Open the VASCO Active Directory Users and Computers mmc



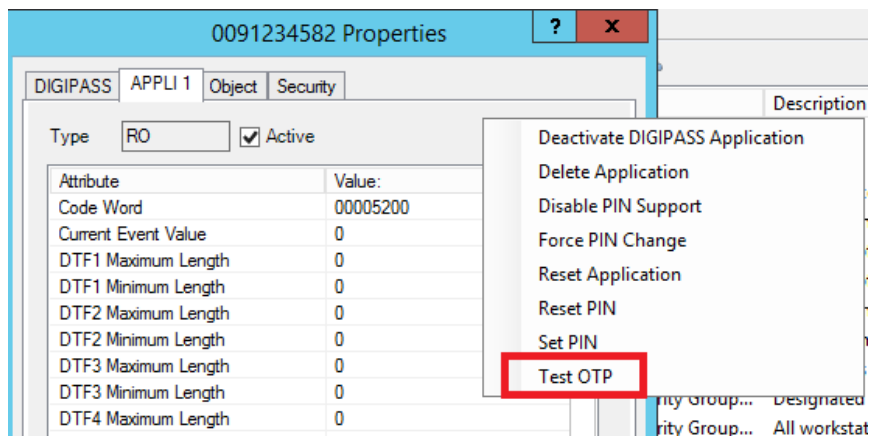
2. Right click on the User account and select Properties
3. Select the DIGIPASS Assignment tab
4. Highlight the DIGIPASS you wish to test and click the Manage button.



5. Select the application tab you wish to test. In this example we will choose APPLI 1



6. Select Test OTP from the Actions drop down list.



7. Enter the OTP and click the Verify button after entering the values.

